



Screwdriving technology

Automation

Air motors

Air tools

# DEPRAG

## Electric Screwdrivers equipped with a mechanical shut-off-clutch

**Ideal for basic applications in environments without compressed air**



### • The Control Module

The key to the operation of these drivers is the DEPRAG control module. This module incorporates a feedback amplifier that insures an extremely quick shut-off of the motor when the pre-set torque is reached, reducing the influence of kinetic energy on the final torque value.

It has a build in connection to interface the new electric drivers to the Minimat-F function control, allowing them to be used as a standard "F"-driver.

For the assembly of components sensitive to electrostatic discharge this electric screwdriver may be used as a tool meeting ESD regulations by means of a special housing (available upon separate demand). Thus bits and sockets also meet these requirements via the grounding part of the screwdriver respectively the control module.

### • Power Supply

For extra flexibility, DEPRAG has created a power supply that can accept a range of input voltages from 90 to 260 volts.

In combination with a distributor unit (optional accessories) you can choose between up to four screwdrivers to operate with a single power supply. In this way different assembly applications with varying torque requirements for the screw can be processed at the same work station.

### • Motor Drive

High-Speed, DC motor with low-voltage supply

### • Torque Capacity

Adjustable from 0.15 - 3.2 Nm (1.3 - 28 in.lbs) with mechanical shut-off clutch

### • Noise Level

below 70 dB (A)

DEPRAG has developed a new generation of handheld electric drivers for use at assembly stations that do not have sufficient air to drive a pneumatic screwdriver. Although slightly larger than the traditional MICROMAT and MINIMAT pneumatic drivers, these new electric tools are ergonomic and available with all the standard options, such as push-to-start, trigger-start, "F"-driver, ESD-proof driver, etc.

Three different motor sizes are available. The maximum available torque is 3.2 Nm (28 in.lbs). The torque is adjusted on the mechanical shut-off clutch and offers an accuracy of  $\pm 5\%$  standard deviation. The separate, low voltage power supply of 30 V, respectively 35 V, assures safe operation.

Our standard accessory program of bits and sockets can be used with these new electric tools. If the use of finders (without screw-suction) is required, we offer a complete program of Bitholders with pressed-in Finders and Bits (see Catalog D 3320 E).

If the use of finders (with screw-suction) is required, we offer a finder connection set (Optional Equipment).



## TECHNICAL DATA Electric Screwdrivers, handheld, straight

Screwdriver reversible Trigger-Start	<b>type</b> order no.	<b>341 E-101 U</b> 386411 A	<b>341 E-251 U</b> 386416 A	<b>341 E-321 U</b> 386417 A
Screwdriver reversible Push-to-Start	<b>type</b> order no.	– –	<b>341 E-258 U</b> 386418 A	<b>341 E-328 U</b> 386419 A
screws	up to	M3	M4	M4
torque minimum	Nm / in.lbs	0.15 / 1.3	0.85 / 7.5	1.6 / 14.2
torque maximum (soft pull up)	Nm / in.lbs	1 / 8.85	2 / 17.7	2.8 / 24.8
torque maximum (hard pull up)	Nm / in.lbs	1 / 8.85	2.5 / 22.1	3.2 / 28.3
speed, idling	rpm	700	700	550
distance from spindle				
centre to side	mm / in.	18.5 / 3/4	22.5 / 7/8	22.5 / 7/8
length	mm / in.	205 / 8 1/16	260 / 10 1/4	260 / 10 1/4
weight	kg / lbs	0.38 / 0.8	0.68 / 1.5	0.72 / 1.6
noise level	dB (A)	66	68	68
line voltage	V	35	30	30
internal hex. drive		F 6.3 (1/4")	F 6.3 (1/4")	F 6.3 (1/4")
quick change chuck, mounted		yes	yes	yes

Suitable tool inserts and connecting components with a drive as per DIN 3126 – E6.3 (1/4"), see also our brochure D 3320 E.

## REQUIRED ACCESSORIES

Power unit with connection cable (2 m)	<b>Type</b> order no.	<b>NG 35</b> 827449	<b>NG 30</b> 827516	<b>NG 30</b> 827516
source (AC)	V/Hz	90 - 260 / 50 - 60	90 - 260 / 50 - 60	90 - 260 / 50 - 60
output (DC)	V	37	32	32
dimensions L x W x H	mm / in.	132x58x30 / 5 <sup>13</sup> / <sub>64</sub> x2 <sup>9</sup> / <sub>32</sub> x1 <sup>3</sup> / <sub>16</sub>	151x70x35 / 5 <sup>15</sup> / <sub>16</sub> x2 <sup>3</sup> / <sub>4</sub> x1 <sup>3</sup> / <sub>8</sub>	151x70x35 / 5 <sup>15</sup> / <sub>16</sub> x2 <sup>3</sup> / <sub>4</sub> x1 <sup>3</sup> / <sub>8</sub>
weight (without cable)	kg / lbs.	0.35 / 0.77	0.42 / 0.9	0.42 / 0.9
<b>Power cable EU (1.8 m / 5.9 ft)</b> alternative Power cable US	<b>order no.</b> order no.	<b>812587</b> 812295	<b>812587</b> 812295	<b>812587</b> 812295
<b>Control module (without cable)</b> dimensions L x W x H weight	<b>order no.</b> mm / in. kg / lbs.	<b>201444 B</b> 100 x 65 x 40 / 4x2 <sup>9</sup> / <sub>16</sub> x1 <sup>9</sup> / <sub>16</sub> 0.16 / 0.35	<b>201444 B</b> 100 x 65 x 40 / 4x2 <sup>9</sup> / <sub>16</sub> x1 <sup>9</sup> / <sub>16</sub> 0.16 / 0.35	<b>201444 B</b> 100 x 65 x 40 / 4x2 <sup>9</sup> / <sub>16</sub> x1 <sup>9</sup> / <sub>16</sub> 0.16 / 0.35
<b>Screwdriver cable (straight)</b> alternative Screwdriver cable (spiral cable)	<b>order no.</b> order no.	<b>203152 A</b> 203152 B	<b>203152 A</b> 203152 B	<b>203152 A</b> 203152 B

## OPTIONAL EQUIPMENT

Sleeve <sup>1)</sup>	order no.	356589	mounted	mounted
Finder-connection set (with connection for screw suction I.D. 3 mm / 1/8 in. )	order no.	356656 A	356656 C	356656 C
Pistol grip (for use as pistol grip screwdriver)	order no.	—	821696	821696
Function controller <sup>2)</sup>	<b>type</b> order no.	<b>fc 20</b> 385523 A	<b>fc 20</b> 385523 A	<b>fc 20</b> 385523 A
Connection cable to connect to function controller 2 m / 6.6 ft.	order no.	385542 A	385542 A	385542 A

<sup>1)</sup> to secure torque adjustment, for screw-suction and for integration of the driver in a linear stand or parallelogram stand.

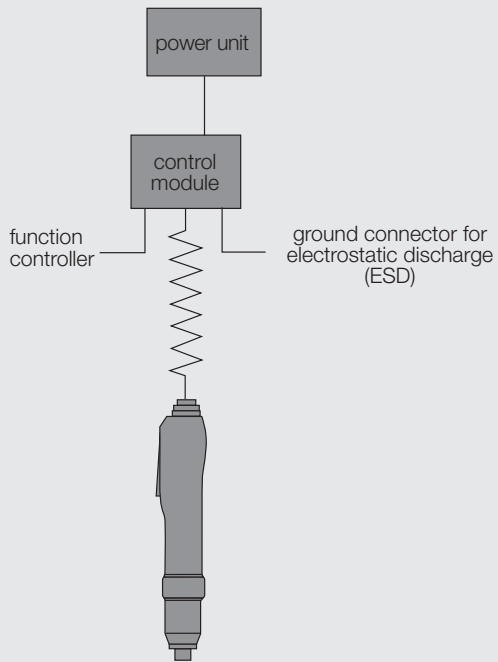
<sup>2)</sup> for further technical details please see our leaflet D 3440 E MICROMAT-F / MINIMAT-F Screwdriving system

Version with distributor strip				
Distribution strip (with connection for 4 screwdrivers)	order no.	385411 A	385411 A	385411 A
Connection cable (to distributor strip to control module) Length 2 m / 6.6 ft.	order no.	385412 A	385412 A	385412 A
alternative length 4 m / 13.1 ft.	order no.	385412 B	385412 B	385412 B
alternative length 6 m / 19.7 ft.	order no.	385412 C	385412 C	385412 C

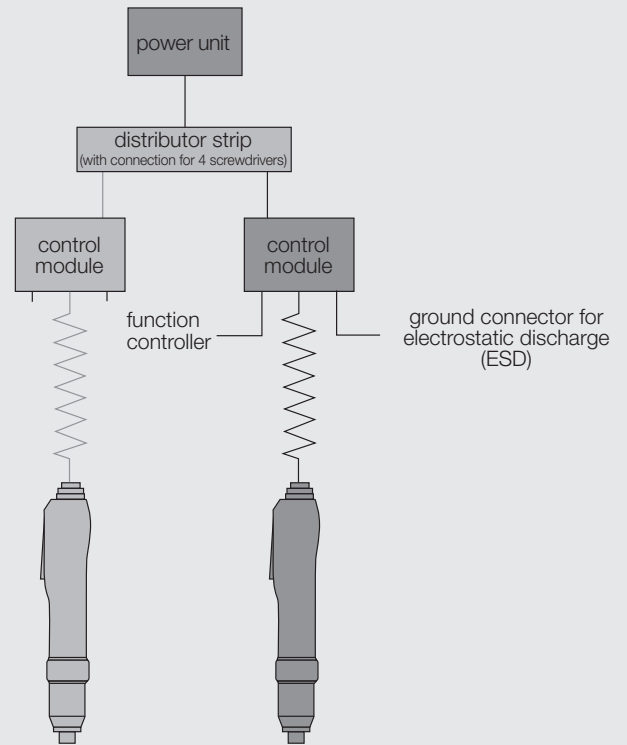
**Note:** Only screwdrivers which are intended for use with the connected power supply may be used with the same distributor unit.

## Application-Examples

standard-version



version with distributor strip




### Application-Example



## Electric Screwdriver with required accessories

for standard version



# DEPRAG

**DEPRAG SCHULZ GMBH u. CO.**

P.O. Box 1352, D-92203 Amberg, Germany  
Kurfürstenring 12-18, D-92224 Amberg  
Phone (0 96 21) 371-0, Fax (0 96 21) 371-120  
www.deprag.com  
info@deprag.de

CERTIFIED AS PER DIN EN ISO 9001